



專業主題

Voltage Regulator Test Tool

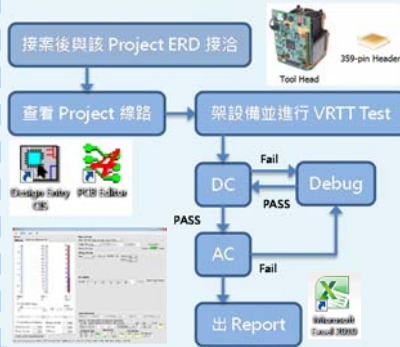
- ◆ ROBO-8111VG2AR-Q77-J-ZR1 VRTT Test
- ◆ Support RD Debug VRTT Test Fail
- ◆ VRTT Test Report And Weekly Meeting

內容摘要

(1) Work Item



(2) Test Block Diagram



(3) Test Environment

Project Name	ROBO-8111VG2AR-Q77-J-ZR1
CPU	Intel IvyBridge
PCH	Maho Bay Q77
Test Item	VRTT


(4) Test Issue

- VRTT for Ivy Bridge
- VRTT Dynamic VID of Alert Signal

實習成果

◆ ROBO-8111VG2AR-Q77-J-ZR1

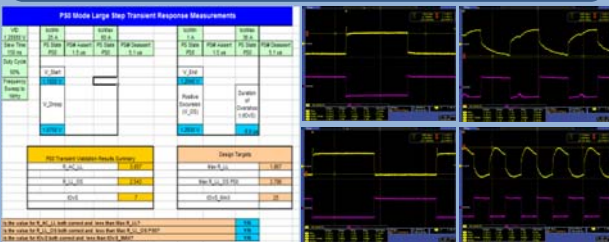
Step1. Project 諮詢與 VRTT 設備架設



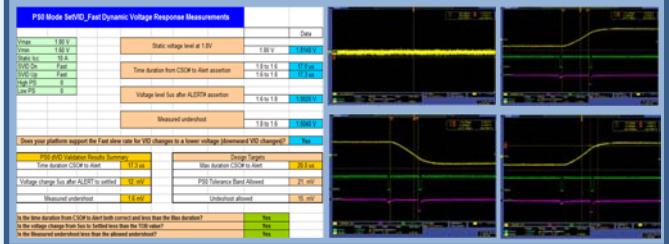
Step2. DC Thermal Comp & Static LL



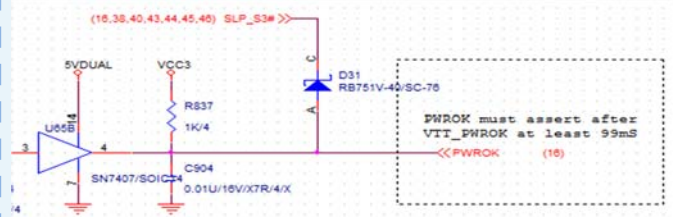
Step3. AC Transient LL 測試



Step4. AC Dynamic VID 測試



◆ VRTT for Ivy Bridge



◆ VRTT Dynamic VID of Alert Signal

